

CREDIT OPINION

5 August 2025

Update

Send Your Feedback

RATINGS

Pohjola Insurance Ltd

Domicile	HELSINKI, Finland
Long Term Rating	A2
Type	Insurance Financial Strength
Outlook	Stable

Please see the [ratings section](#) at the end of this report for more information. The ratings and outlook shown reflect information as of the publication date.

Contacts

Irina Metzler +49.69.86790.2106
Analyst
irina.metzler@moodys.com

Yilin Han +49.69.7073.0748
Ratings Associate
yilin.han@moodys.com

Salman Siddiqui +44.20.7772.1201
Associate Managing Director
salman.siddiqui2@moodys.com

» Contacts continued on last page

CLIENT SERVICES

Americas	1-212-553-1653
Asia Pacific	852-3551-3077
Japan	81-3-5408-4100
EMEA	44-20-7772-5454

Pohjola Insurance Ltd

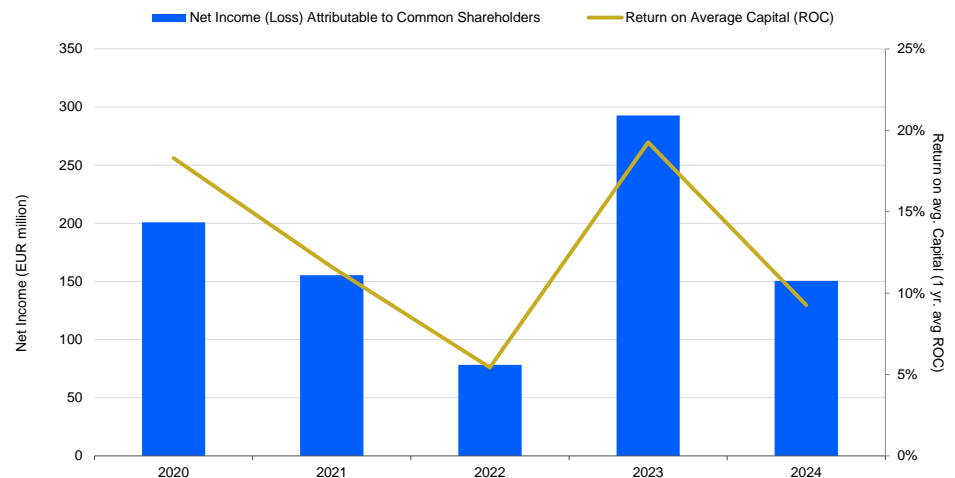
Update to credit analysis

Summary

The A2 insurance financial strength rating (IFSR) on Pohjola Insurance Ltd (Pohjola) reflects both the strength of Pohjola's standalone credit profile and the benefits associated with its ownership by the larger [OP Financial Group](#) (OPFG). The credit profile of Pohjola reflects its leading position in the Finnish property and casualty (P&C) sector, as well as its good financial fundamentals with consistent profitability, solid capital adequacy and limited financial leverage. These strengths are partly offset by the relatively high proportion of longer tailed commercial business and Pohjola's lack of brand reach and geographic diversification outside of Finland. In addition, Pohjola has relatively high proportion to risky assets, notably equities, which can result in high earnings volatility. Pohjola's rating also reflects the issuer's strong integration into the OPFG, in terms of both business and capital management.

Exhibit 1

Net income and return on capital (1 yr. avg.)



Source: Company filings and Moody's Ratings

Credit strengths

- » Leading market position in Finland
- » Strong profitability but sensitive to market movements
- » Solid capitalisation
- » Relatively low leverage and strong earnings coverage
- » Strong integration into the larger OPFG

Credit challenges

- » Lack of geographic diversification beyond the domestic Finnish market
- » High exposure to equity risk with potential for earnings volatility
- » Elevated product risk due to exposure to longer-tail business and reserves susceptible to interest rate movements

Rating outlook

The stable outlook for Pohjola reflects our expectation that the company will retain its leading market position, as well as strong profitability and capital adequacy. It also reflects the expectation that Pohjola will remain highly integrated into the larger OPFG, having access to financial support by the group.

Factors that could lead to an upgrade

Upward pressure on Pohjola's ratings could result from an upgrade of OPFG's ratings; or a significant strengthening of Pohjola's standalone credit profile as reflected in:

- » meaningful strengthening of its business profile via geographic diversification and product risk profile improvement;
- » Solvency II ratio consistently above 200%; and
- » meaningful and sustained improvement in profitability with no material deterioration in asset quality.

Factors that could lead to a downgrade

Conversely, downward pressure on Pohjola's ratings could arise from a downgrade of OP Financial Group's banking operations, as reflected by a multi-notch downgrade of OP Corporate Bank plc's a3 BCA; At the same time, a significant weakening of Pohjola's standalone credit profile could also result in downward pressure, as reflected in:

- » material weakening of market position;
- » decline in capital adequacy, including Solvency II capital coverage falling to levels below 130% over a sustained period of time; and
- » underperformance both in terms of earnings and capital generation over a sustained period of time.

This publication does not announce a credit rating action. For any credit ratings referenced in this publication, please see the issuer/deal page on <https://ratings.moody's.com> for the most updated credit rating action information and rating history.

Key indicators

Exhibit 2

Key Financial Indicators

Pohjola Insurance Ltd [1][2]	2024	2023	2022	2021	2020
As Reported (Euro Millions)					
Total Assets	5,025	4,991	4,808	5,099	4,794
Total Shareholders' Equity	1,151	1,120	937	958	802
Net Income (Loss) Attributable to Common Shareholders	151	293	79	156	201
Gross Premiums Written	1,846	1,787	1,699	1,625	1,507
Net Premiums Written	1,730	1,689	1,612	1,570	1,458
Moody's Adjusted Ratios					
High Risk Assets % Shareholders' Equity	107.0%	107.2%	92.4%	102.4%	119.0%
Reinsurance Recoverables (or Reinsurance Contract Assets) / Shareholders' Equity	15.7%	15.8%	26.5%	14.5%	13.9%
Goodwill & Intangibles % Shareholders' Equity	2.1%	3.6%	7.4%	8.3%	10.6%
Gross Underwriting Leverage	3.2x	3.3x	3.8x	3.9x	4.6x
Return on Average Capital (ROC)	9.3%	19.3%	5.4%	11.6%	18.3%
Sharpe Ratio of ROC (5 yr.)	215.6%	206.1%	204.5%	340.0%	555.0%
Adv. (Fav.) Loss Dev. % Beg. Reserves	-2.6%	-0.1%	-3.5%	-0.9%	0.4%
Financial Leverage	8.9%	9.2%	10.5%	11.2%	12.8%
Total Leverage	8.9%	9.2%	10.5%	11.2%	12.8%
Earnings Coverage	3.4x	8.4x	7.6x	12.2x	16.5x

[1] Information based on local GAAP financial statements as of the fiscal year ended 31 December. [2] Certain items may have been relabeled and/or reclassified for global consistency.

Source: Company filings and Moody's Ratings

Profile

Pohjola is part of the Finnish cooperative banking group OPFG, a leading cooperative financial conglomerate in its domestic market. In 2021, Pohjola's shares have been transferred from the direct ownership of [OP Corporate Bank plc](#) (Aa3/Aa3 stable, a3¹) to OP Cooperative, which is the central cooperative of OPFG. Pohjola represents the main non-life insurance legal entity of the group, providing a wide range of non-life insurance services for personal, corporate and institutional clients. Through OP Life Assurance Company Ltd, OPFG also offers life insurance products to the group's customers.

Detailed credit considerations

Moody's rates Pohjola A2 for insurance financial strength which is in line with the adjusted score indicated by our rating scorecard. The scorecard and associated text below are based on Pohjola Insurance Ltd on an unconsolidated basis unless otherwise stated.

Market Position, Brand and Distribution: Market leadership in Finnish non-life market and very strong Pohjola brand

Pohjola is the leading insurer in the Finnish non-life insurance sector, maintaining a market share of around one-third. Although the market is moderately sized compared to other European sectors, the company has consistently grown its top-line in recent years, benefitting from both exposure growth and rate increases. In addition, Pohjola's market standing in Finland is supported by its very strong brand recognition, as reflected by very high customer retention levels.

Pohjola forms part of Finland's leading financial services group, OPFG. It both benefits from and contributes to the group's strong market position, based on full integration into the group's customer management approach. As part of OPFG's strategic priorities, cross-selling between the banking and insurance operations has been increasing over the recent years. Nevertheless, there remains significant scope for further growth in this area. Currently, around one-third of the total number of OPFG's customers are combined banking and non-life insurance customers.

Pohjola is consistently improving and expanding its service and product offering, with a strong focus on online and mobile communication channels, as well as advancing its underwriting and claims management capabilities. In the private customer segment, nearly one-third of new sales are generated online.

Product Risk and Diversification: Good diversification by line of business, but moderate product risk and limited geographic diversification

Pohjola's book of business is well diversified by line of business and by customer groups. Commercial business, with a higher frequency of large losses and longer-tail nature, accounts for about 43% of the insurance premium revenue, rendering Pohjola's product risk moderately high. However, the company has been shifting its focus towards private customers, leading to a gradual decline in the share of the commercial business.

Longer-tail lines of business, such as motor third-party liability and workers' compensation, account for relatively high share of Pohjola's technical provisions, making it susceptible to changes in longevity experience and discounting rates.

Pohjola is operating solely in Finland and therefore has limited geographic diversification.

Asset Quality: Elevated high-risk assets exposure partially offset by good capital base and low intangibles

Moody's considers Pohjola's overall asset quality to be good, reflecting elevated exposure to risky assets partially offset by low intangibles and reinsurance recoverables as a percentage of shareholders' equity.

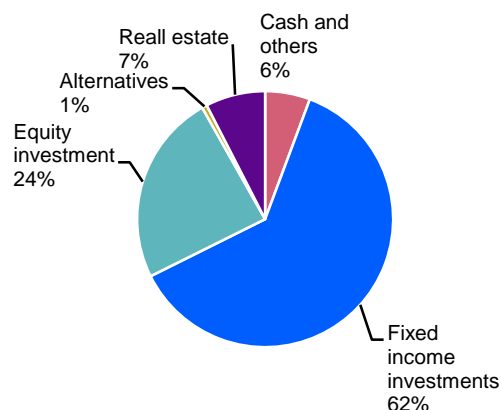
The high risk asset ratio of Pohjola is moderately elevated, largely driven by its significant exposure to equities. However, the ratio has considerably improved over the past years driven by the strong increase in shareholder's equity, which more than offset the rise in the overall exposure to risky assets. During the low interest rate environment, the company has been gradually increasing its exposure to equities and illiquid assets. At the same time, Pohjola has increased its share of Baa-rated and non-rated debt in its fixed income portfolio.

Pohjola, similar to some Nordic peers, follows an asset-liability management approach in the way that it aims for ordinary investment returns on bonds to cover return requirements of liabilities. At YE2024 the majority of the group's investment portfolio was invested in fixed-income securities and cash. Credit risk is moderate, with about half of the fixed income portfolio invested in securities rated A and above. Nearly 40% consists of Baa-rated assets, while around 11% comprises below investment grade or non-rated investments.

Pohjola has a sizable exposure to equities and property investments. Following the recent strengthening of its Solvency II ratio and in line with its new investment plan, Pohjola has actively increased its investments in equities during 2023 and 2024, resulting in c. 10% points increase compared to 2022. Going forward, the company aims to maintain its equity exposure close to 20%. Therefore, we expect Pohjola's high-risk asset ratio as percentage of shareholders' equity to remain close to current levels.

Exhibit 3

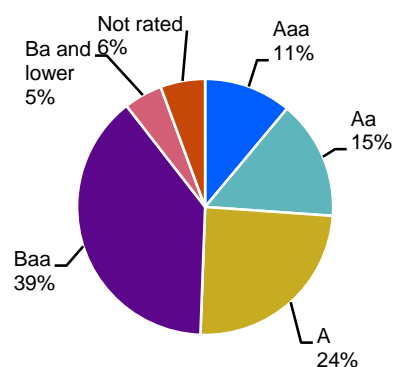
Asset allocation



Source: Company filings and Moody's Ratings

Exhibit 4

Fixed income portfolio by credit rating



Source: Company filings and Moody's Ratings

Pohjola's asset quality benefits from low levels of goodwill and intangibles, as well as reinsurance recoverables in relation to shareholders' equity, respectively.

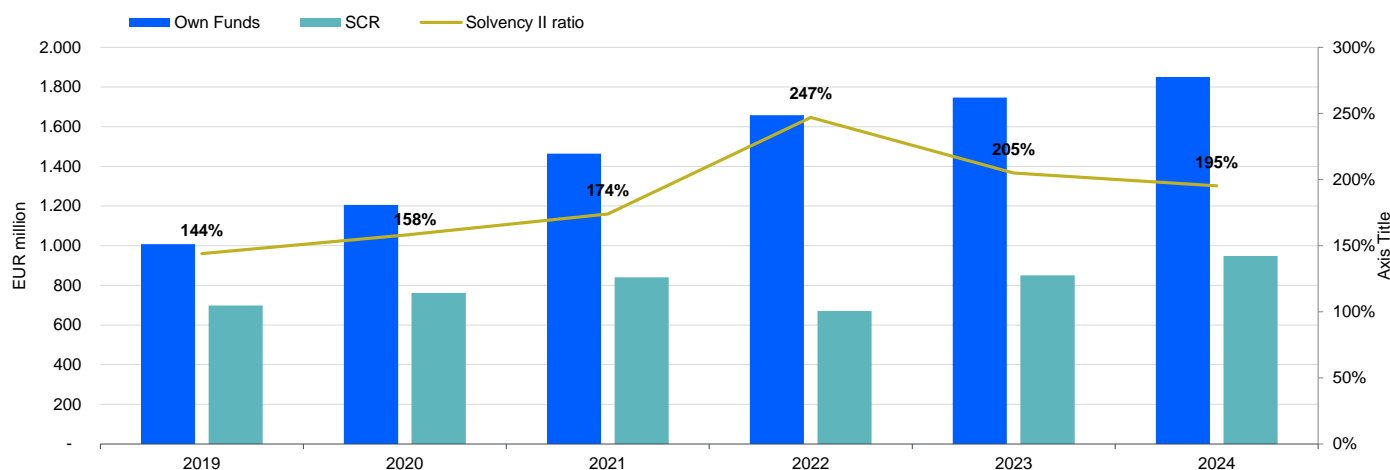
Capital Adequacy: Strong Solvency II ratio reinforced by capital management of the group

Pohjola's Solvency II ratio has significantly improved over the recent years. In 2020, Pohjola's Solvency II ratio target, set by OPFG's centrally driven capital management policies, was raised to 170% from 120% previously, which we consider as credit positive. The targeted strengthening was to enable the company to take on more asset risk to support its earnings base and at the same time increase the carrier's resilience to stress.

In 2024, Pohjola reported a strong Solvency II ratio of 195%, down from 205% in 2023. The decrease was primarily driven by increased exposure to equities, resulting in higher solvency capital requirement (SCR) for market risk. The company's Solvency II ratio is relatively resilient, with its main sensitivity to falling equity markets and moderate sensitivity to interest rate movements and credit spreads. As is common for Nordic insurers with high equity exposure, the negative effect of moderately falling equity markets at least in the short term is largely offset by the symmetrical adjustment, which under Solvency II reduces the equity charge in case of falling equity markets, but this effect tapers off with more material equity stresses.

Exhibit 5

Solvency II ratio development



Source: Company filings and Moody's Ratings

Going forward, Moody's expects Pohjola's Solvency II ratio will remain robust. However we expect the company will operate with a Solvency II ratio closer to the 170% target level, considering the company's recently increased exposure to equity risk and potential upstreaming of dividends to the group.

Pohjola was a strong payer of dividends to the parent company until 2018, with high payout ratios, but did not pay a dividend in 2019 and in 2020, in order to increase its capital buffers. In recent years, Pohjola has been more conservative with its dividend payout ratio than in the past.

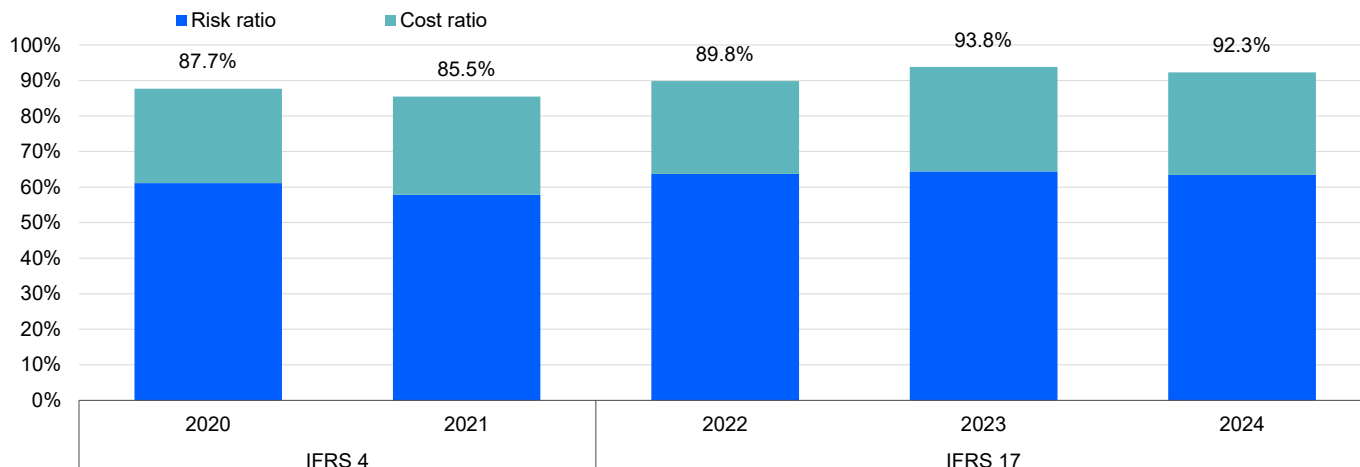
Profitability: Very good historic profitability although sensitive to market volatility

Moody's views Pohjola's profitability as strong. However, its earnings remain highly susceptible to financial market movements, mainly due to the elevated exposure to equity investments. In 2024, Pohjola's operating profit (IFRS 17) improved to EUR361 million from EUR236 million in 2023 thanks to stronger investment result and enhanced underwriting profitability. The strong equity market performance bolstered the investment income, contributing to a total return on investment of 7.7% (YE 2023: 8.1%).

Pohjola's combined ratio improved to 92.3% (IFRS 17) in 2024, down from 93.8% in 2023. The improvement was driven by continued premium growth, supported by robust price increases in response to the rising claims costs, as well as very high retention rates. Despite the significant impact of a severe winter weather in Finland and an increased frequency of health insurance claims in the first quarter, more benign conditions in the remainder of the year contributed to an overall lower claims ratio. Pohjola has taken various actions to improve profitability in its health insurance book, which had seen significant rise in the number of claims over the past years. These initiatives began to take effect in 2024, gradually improving the profitability of the health book. Pohjola's expense ratio remains

relatively high at 28.9% at YE2024 (YE2023: 29.4%), reflecting the substantial ICT development costs, including insurance platform renewal and cloud transition.

Exhibit 6

Combined ratio development

Source: Company filings and Moody's Ratings

We expect Pohjola will be able to maintain the strength of its underwriting performance and to operate with a combined ratio close to mid 90% over the medium term. We believe that Pohjola has sufficient pricing power in the Finnish P&C insurance market. This should allow for the implementation of robust price increases, which are expected to substantially offset the adverse impact of higher claims costs. The expense ratio will likely remain inflated in the coming years due to the significant investments Pohjola is making to further digitalize its business model, even though the tangible benefits of these investments may not show immediately. As far as investment returns are concerned, these are largely a consequence of equity market performance.

Reserve Adequacy: No material reserve releases on a normalized basis paired with high sensitivity to changes in discounting factors

For the period 2020-2024, Pohjola reported a weighted average reserve release of 1.7% of initial claims reserves, based on IFRS reserve triangles. In 2021 and 2022, Pohjola benefitted from higher reserve releases as a result of the increase in discounting rates due to higher interest rates, which reduced the present value of the insurance liabilities. Reserves for annuities, which account for almost half of total technical reserves, are long-tail in nature and sensitive to changes in longevity experience and in discounting rates, the latter of which are driven mainly by changes in interest rates.

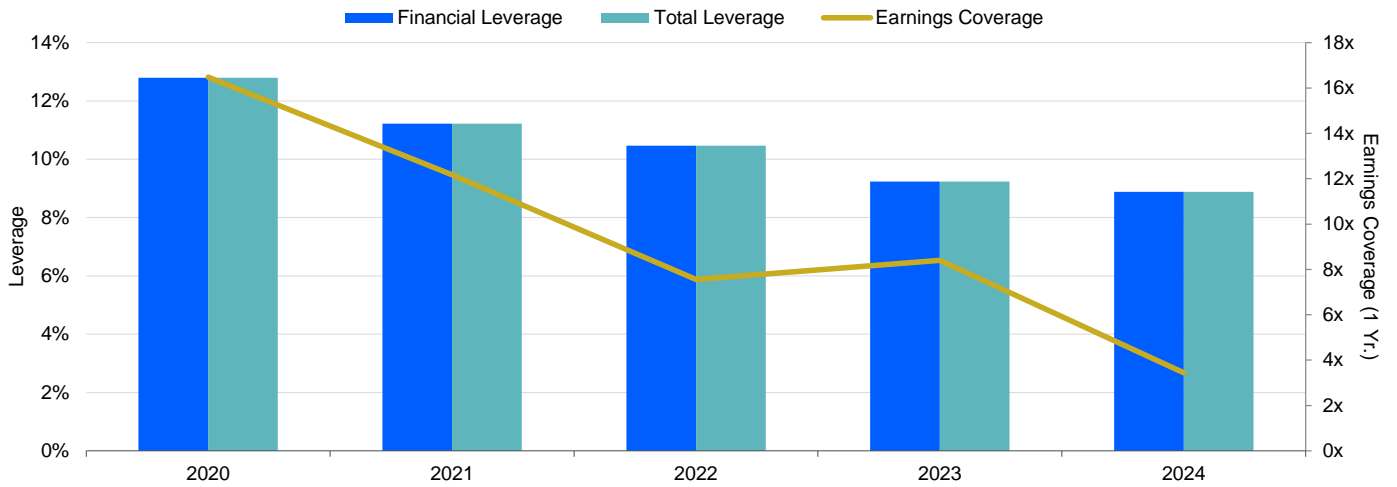
In 2023, in response to the rising claims cost trend driven by higher claims inflation and frequency, Pohjola has strengthened its reserves in certain lines of business, such as health insurance, which has been particularly affected. While claims inflation has recently moderated, any decrease in interest rates and the consequent reduction in discount rates for insurance liabilities will add pressure on Pohjola's reserving levels. Nevertheless, we expect the company to maintain a prudent reserving approach.

Financial flexibility: Low leverage, insurer benefits from the group's access to funding

Pohjola's adjusted financial leverage is low at around 8.9% at YE2024. Earnings coverage is strong with 5-year average earnings coverage for FY2024 of 9.6x, reflecting strong earnings and moderate interest expenses.

On a stand-alone basis, Pohjola's access to external 3rd party funding is limited, also when compared to some Nordic peers, which are either publicly listed or issue debt more frequently. However, Pohjola is part of the capital and funding management of the larger OPFG, which is a regular issuer.

Exhibit 7
Financial Leverage

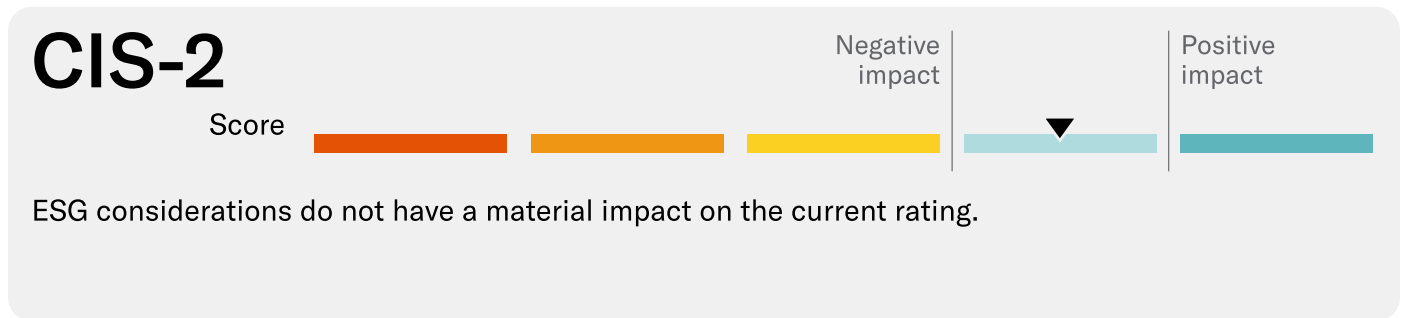


Source: Company filings and Moody's Ratings

ESG considerations

Pohjola Insurance Ltd's ESG credit impact score is CIS-2

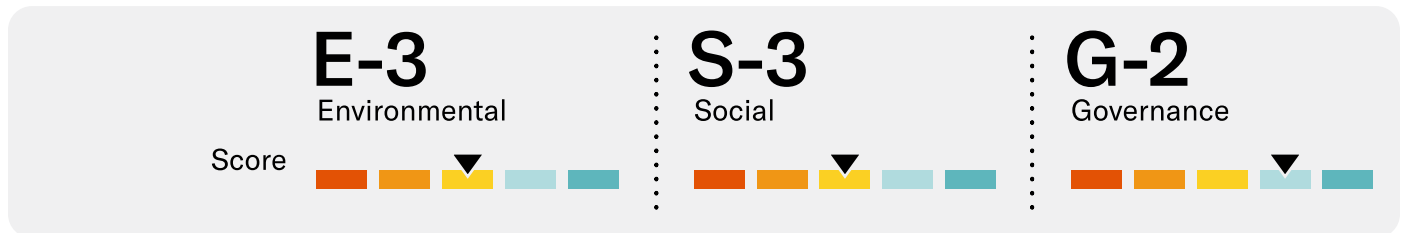
Exhibit 8
ESG credit impact score



Source: Moody's Ratings

Pohjola's **CIS-2** indicates that ESG considerations do not have a material impact on the current rating. Pohjola's risk management and effective governance mitigate the group's exposure to environmental and social risks, in particular physical risk and customer relations risk.

Exhibit 9
ESG issuer profile scores



Source: Moody's Ratings

Environmental

Pohjola faces moderate environmental risks, in particular physical climate risk related to the effects of natural catastrophes on its P&C insurance operations. The company has a good track record of managing this risk through underwriting, pricing and reinsurance. As the frequency and severity of natural catastrophes increase over time, Pohjola and its peers could find mitigating this risk more challenging.

Social

Pohjola is exposed to moderate social risk, most notably with respect to customer relations and changing societal and demographic trends in its retail P&C insurance business. Customer relations risks are elevated in relation to Pohjola's insurance products and significant interactions with retail customers. This is mitigated by well-developed policies and procedures. Changes in societal attitudes and the legal environment can impact P&C claims costs and reserve development. Rising digitization and interconnectedness of devices will increase customer privacy and data security risks.

Governance

Pohjola faces low governance risks. Being part of the larger OP Financial Group, Pohjola benefits from strong governance and risk management structures in place at the group. Pohjola's capital base has significantly strengthened recently as a result of its more conservative financial strategy, which helps mitigate the volatility inherent to its investment portfolio that is associated with significant risk exposures.

ESG Issuer Profile Scores and Credit Impact Scores for the rated entity/transaction are available on Moodys.com. In order to view the latest scores, please click [here](#) to go to the landing page for the entity/transaction on MDC and view the ESG Scores section.

Rating methodology and scorecard factors

Exhibit 10

Rating Factors

Financial Strength Rating Scorecard [1][2]	Aaa	Aa	A	Baa	Ba	B	Caa	ScoreAdj	Score
Business Profile								Aa	A
Market Position, Brand and Distribution (25%)								Aa	A
-Relative Market Share Ratio			X						
-Net Underwriting Expense Ratio	19.8%								
Product Focus and Diversification (10%)								A	A
-Product Risk			X						
-P&C Insurance Product Diversification	X								
-Geographic Diversification						X			
Financial Profile								Aa	A
Asset Quality (10%)								A	A
-High Risk Assets % Shareholders' Equity				107.0%					
-Reinsurance Recoverables (or Reinsurance Contract Assets) / Shareholders' Equity	15.7%								
-Goodwill & Intangibles % Shareholders' Equity	2.1%								
Capital Adequacy (15%)								A	A
-Gross Underwriting Leverage			3.2x						
Profitability (15%)								Aa	A
-Return on Capital (5 yr. avg.)	12.8%								
-Sharpe Ratio of ROC (5 yr.)			215.6%						
Reserve Adequacy (10%)								A	A
-Net Loss Reserves Development / Beginning Net Loss Reserves (5 yr. wtd. avg.)			-1.7%						
Financial Flexibility (15%)								Aa	A
-Financial Leverage		8.9%							
-Total Leverage		8.9%							
-Earnings Coverage (5 yr. avg.)		9.6x							
-Cash Flow Coverage (5 yr. avg.)									
Operating Environment								Aaa - A	Aaa - A
Preliminary Standalone Outcome								Aa3	A2
Other Considerations									
Management, Governance and Risk Management									
Accounting Policy & Disclosures									
Sovereign & Regulatory Environment									
Standalone Scorecard-indicated Outcome									A2
Support									
Nature and Terms of Explicit Support									
Nature and Terms of Implicit Support									
Scorecard-indicated Outcome									A2

[1] Information based on LOCAL GAAP financial statements as of fiscal year ended December 31, 2024. [2] The Scorecard rating is an important component of the company's published rating, reflecting the standalone financial strength before other considerations (discussed above) are incorporated into the analysis.

Source: Moody's Ratings

Ratings

Exhibit 11

Category	Moody's Rating
POHJOLA INSURANCE LTD	
Rating Outlook	STA
Insurance Financial Strength	A2
OP CORPORATE BANK PLC	
Rating Outlook	STA
Senior Unsecured	Aa3
Senior Unsecured MTN	(P)Aa3
Subordinate	Baa1
Commercial Paper	P-1
LT Issuer Rating	Aa3
LT Bank Deposits	Aa3

Source: Moody's Ratings

Endnotes

¹ The ratings shown are OP Corporate Bank's deposit rating, senior unsecured debt rating and Baseline Credit Assessment.

© 2025 Moody's Corporation, Moody's Investors Service, Inc., Moody's Analytics, Inc. and/or their licensors and affiliates (collectively, "MOODY'S"). All rights reserved. CREDIT RATINGS ISSUED BY MOODY'S CREDIT RATINGS AFFILIATES ARE THEIR CURRENT OPINIONS OF THE RELATIVE FUTURE CREDIT RISK OF ENTITIES, CREDIT COMMITMENTS, OR DEBT OR DEBT-LIKE SECURITIES, AND MATERIALS, PRODUCTS, SERVICES AND INFORMATION PUBLISHED OR OTHERWISE MADE AVAILABLE BY MOODY'S (COLLECTIVELY, "MATERIALS") MAY INCLUDE SUCH CURRENT OPINIONS. MOODY'S DEFINES CREDIT RISK AS THE RISK THAT AN ENTITY MAY NOT MEET ITS CONTRACTUAL FINANCIAL OBLIGATIONS AS THEY COME DUE AND ANY ESTIMATED FINANCIAL LOSS IN THE EVENT OF DEFAULT OR IMPAIRMENT. SEE APPLICABLE MOODY'S RATING SYMBOLS AND DEFINITIONS PUBLICATION FOR INFORMATION ON THE TYPES OF CONTRACTUAL FINANCIAL OBLIGATIONS ADDRESSED BY MOODY'S CREDIT RATINGS. CREDIT RATINGS DO NOT ADDRESS ANY OTHER RISK, INCLUDING BUT NOT LIMITED TO: LIQUIDITY RISK, MARKET VALUE RISK, OR PRICE VOLATILITY. CREDIT RATINGS, NON-CREDIT ASSESSMENTS ("ASSESSMENTS"), AND OTHER OPINIONS INCLUDED IN MOODY'S MATERIALS ARE NOT STATEMENTS OF CURRENT OR HISTORICAL FACT. MOODY'S MATERIALS MAY ALSO INCLUDE QUANTITATIVE MODEL-BASED ESTIMATES OF CREDIT RISK AND RELATED OPINIONS OR COMMENTARY PUBLISHED BY MOODY'S ANALYTICS, INC. AND/OR ITS AFFILIATES. MOODY'S CREDIT RATINGS, ASSESSMENTS, OTHER OPINIONS AND MATERIALS DO NOT CONSTITUTE OR PROVIDE INVESTMENT OR FINANCIAL ADVICE, AND MOODY'S CREDIT RATINGS, ASSESSMENTS, OTHER OPINIONS AND MATERIALS ARE NOT AND DO NOT PROVIDE RECOMMENDATIONS TO PURCHASE, SELL, OR HOLD PARTICULAR SECURITIES. MOODY'S CREDIT RATINGS, ASSESSMENTS, OTHER OPINIONS AND MATERIALS DO NOT COMMENT ON THE SUITABILITY OF AN INVESTMENT FOR ANY PARTICULAR INVESTOR. MOODY'S ISSUES ITS CREDIT RATINGS, ASSESSMENTS AND OTHER OPINIONS AND PUBLISHES OR OTHERWISE MAKES AVAILABLE ITS MATERIALS WITH THE EXPECTATION AND UNDERSTANDING THAT EACH INVESTOR WILL, WITH DUE CARE, MAKE ITS OWN STUDY AND EVALUATION OF EACH SECURITY THAT IS UNDER CONSIDERATION FOR PURCHASE, HOLDING, OR SALE.

MOODY'S CREDIT RATINGS, ASSESSMENTS, OTHER OPINIONS, AND MATERIALS ARE NOT INTENDED FOR USE BY RETAIL INVESTORS AND IT WOULD BE RECKLESS AND INAPPROPRIATE FOR RETAIL INVESTORS TO USE MOODY'S CREDIT RATINGS, ASSESSMENTS, OTHER OPINIONS OR MATERIALS WHEN MAKING AN INVESTMENT DECISION. IF IN DOUBT YOU SHOULD CONTACT YOUR FINANCIAL OR OTHER PROFESSIONAL ADVISER.

ALL INFORMATION CONTAINED HEREIN IS PROTECTED BY LAW, INCLUDING BUT NOT LIMITED TO, COPYRIGHT LAW, AND NONE OF SUCH INFORMATION MAY BE COPIED OR OTHERWISE REPRODUCED, REPACKAGED, FURTHER TRANSMITTED, TRANSFERRED, DISSEMINATED, REDISTRIBUTED OR RESOLD, OR STORED FOR SUBSEQUENT USE FOR ANY SUCH PURPOSE, IN WHOLE OR IN PART, IN ANY FORM OR MANNER OR BY ANY MEANS WHATSOEVER, BY ANY PERSON WITHOUT MOODY'S PRIOR WRITTEN CONSENT. FOR CLARITY, NO INFORMATION CONTAINED HEREIN MAY BE USED TO DEVELOP, IMPROVE, TRAIN OR RETRAIN ANY SOFTWARE PROGRAM OR DATABASE, INCLUDING, BUT NOT LIMITED TO, FOR ANY ARTIFICIAL INTELLIGENCE, MACHINE LEARNING OR NATURAL LANGUAGE PROCESSING SOFTWARE, ALGORITHM, METHODOLOGY AND/OR MODEL.

MOODY'S CREDIT RATINGS, ASSESSMENTS, OTHER OPINIONS AND MATERIALS ARE NOT INTENDED FOR USE BY ANY PERSON AS A BENCHMARK AS THAT TERM IS DEFINED FOR REGULATORY PURPOSES AND MUST NOT BE USED IN ANY WAY THAT COULD RESULT IN THEM BEING CONSIDERED A BENCHMARK.

All information contained herein is obtained by MOODY'S from sources believed by it to be accurate and reliable. Because of the possibility of human or mechanical error as well as other factors, however, all information contained herein is provided "AS IS" without warranty of any kind. MOODY'S adopts all necessary measures so that the information it uses in assigning a credit rating is of sufficient quality and from sources MOODY'S considers to be reliable including, when appropriate, independent third-party sources. However, MOODY'S is not an auditor and cannot in every instance independently verify or validate information received in the credit rating process or in preparing its Materials.

To the extent permitted by law, MOODY'S and its directors, officers, employees, agents, representatives, licensors and suppliers disclaim liability to any person or entity for any indirect, special, consequential, or incidental losses or damages whatsoever arising from or in connection with the information contained herein or the use of or inability to use any such information, even if MOODY'S or any of its directors, officers, employees, agents, representatives, licensors or suppliers is advised in advance of the possibility of such losses or damages, including but not limited to: (a) any loss of present or prospective profits or (b) any loss or damage arising where the relevant financial instrument is not the subject of a particular credit rating assigned by MOODY'S.

To the extent permitted by law, MOODY'S and its directors, officers, employees, agents, representatives, licensors and suppliers disclaim liability for any direct or compensatory losses or damages caused to any person or entity, including but not limited to by any negligence (but excluding fraud, willful misconduct or any other type of liability that, for the avoidance of doubt, by law cannot be excluded) on the part of, or any contingency within or beyond the control of, MOODY'S or any of its directors, officers, employees, agents, representatives, licensors or suppliers, arising from or in connection with the information contained herein or the use of or inability to use any such information.

NO WARRANTY, EXPRESS OR IMPLIED, AS TO THE ACCURACY, TIMELINESS, COMPLETENESS, MERCHANTABILITY OR FITNESS FOR ANY PARTICULAR PURPOSE OF ANY CREDIT RATING, ASSESSMENT, OTHER OPINION OR INFORMATION IS GIVEN OR MADE BY MOODY'S IN ANY FORM OR MANNER WHATSOEVER.

Moody's Investors Service, Inc., a wholly-owned credit rating agency subsidiary of Moody's Corporation ("MCO"), hereby discloses that most issuers of debt securities (including corporate and municipal bonds, debentures, notes and commercial paper) and preferred stock rated by Moody's Investors Service, Inc. have, prior to assignment of any credit rating, agreed to pay Moody's Investors Service, Inc. for credit ratings opinions and services rendered by it. MCO and all MCO entities that issue ratings under the "Moody's Ratings" brand name ("Moody's Ratings"), also maintain policies and procedures to address the independence of Moody's Ratings' credit ratings and credit rating processes. Information regarding certain affiliations that may exist between directors of MCO and rated entities, and between entities who hold credit ratings from Moody's Investors Service, Inc. and have also publicly reported to the SEC an ownership interest in MCO of more than 5%, is posted annually at ir.moody.com under the heading "Investor Relations — Corporate Governance — Charter and Governance Documents - Director and Shareholder Affiliation Policy."

Moody's SF Japan K.K., Moody's Local AR Agente de Calificación de Riesgo S.A., Moody's Local BR Agência de Classificação de Risco LTDA, Moody's Local MX S.A. de C.V., I.C.V., Moody's Local PE Clasificadora de Riesgo S.A., and Moody's Local PA Clasificadora de Riesgo S.A. (collectively, the "Moody's Non-NRSRO CRAs") are all indirectly wholly-owned credit rating agency subsidiaries of MCO. None of the Moody's Non-NRSRO CRAs is a Nationally Recognized Statistical Rating Organization.

Additional terms for Australia only: Any publication into Australia of this document is pursuant to the Australian Financial Services License of MOODY'S affiliate, Moody's Investors Service Pty Limited ABN 61 003 399 657AFSL 336969 and/or Moody's Analytics Australia Pty Ltd ABN 94 105 136 972 AFSL 383569 (as applicable). This document is intended to be provided only to "wholesale clients" within the meaning of section 761G of the Corporations Act 2001. By continuing to access this document from within Australia, you represent to MOODY'S that you are, or are accessing the document as a representative of, a "wholesale client" and that neither you nor the entity you represent will directly or indirectly disseminate this document or its contents to "retail clients" within the meaning of section 761G of the Corporations Act 2001. MOODY'S credit rating is an opinion as to the creditworthiness of a debt obligation of the issuer, not on the equity securities of the issuer or any form of security that is available to retail investors.

Additional terms for India only: Moody's credit ratings, Assessments, other opinions and Materials are not intended to be and shall not be relied upon or used by any users located in India in relation to securities listed or proposed to be listed on Indian stock exchanges.

Additional terms with respect to Second Party Opinions and Net Zero Assessments (as defined in Moody's Ratings Rating Symbols and Definitions): Please note that neither a Second Party Opinion ("SPO") nor a Net Zero Assessment ("NZA") is a "credit rating". The issuance of SPOs and NZAs is not a regulated activity in many jurisdictions, including Singapore. JAPAN: In Japan, development and provision of SPOs and NZAs fall under the category of "Ancillary Businesses", not "Credit Rating Business", and are not subject to the regulations applicable to "Credit Rating Business" under the Financial Instruments and Exchange Act of Japan and its relevant regulation. PRC: Any SPO: (1) does not constitute a PRC Green Bond Assessment as defined under any relevant PRC laws or regulations; (2) cannot be included in any registration statement, offering circular, prospectus or any other documents submitted to the PRC regulatory authorities or otherwise used to satisfy any PRC regulatory disclosure requirement; and (3) cannot be used within the PRC for any regulatory purpose or for any other purpose which is not permitted under relevant PRC laws or regulations. For the purposes of this disclaimer, "PRC" refers to the mainland of the People's Republic of China, excluding Hong Kong, Macau and Taiwan.

REPORT NUMBER 1449834

Contacts

Irina Metzler
Analyst
irina.metzler@moodys.com

+49.69.86790.2106

Yilin Han
Ratings Associate
yilin.han@moodys.com

+49.69.7073.0748

Salman Siddiqui
Associate Managing Director
salman.siddiqui2@moodys.com

+44.20.7772.1201

CLIENT SERVICES

Americas	1-212-553-1653
Asia Pacific	852-3551-3077
Japan	81-3-5408-4100
EMEA	44-20-7772-5454