

Basic information

Fund category
Equity funds

Morningstar category **★★★**
China Equity

Share class
OP-China A (Acc.)

ISIN
FI0008805965

Benchmark index
MSCI China 10/40 Index Net TR EUR

Start date 10.6.2002
Fund type UCITS
Share value 445,43 EUR
Fund size 201,8 MEUR
Ongoing costs 2,50 %

Fees

Subscription fee 1,00 %
Redemption fee 1,00 %
Management fee 2,50 %
Performance fee no
Owner-customer benefits for a private customer:
- accumulates OP bonus
- subscriptions and redemptions without fees

Risk measures, 3y	Fund	Index
Alfa	0,1	
Beta	1,0	
Information ratio	0,9	
Sharpe ratio	1,3	0,6
Aktive risk	7,4	
Volatility	10,6	9,8
Active Share	0,7	

Risk level
Higher risk



Lower risk

Portfolio

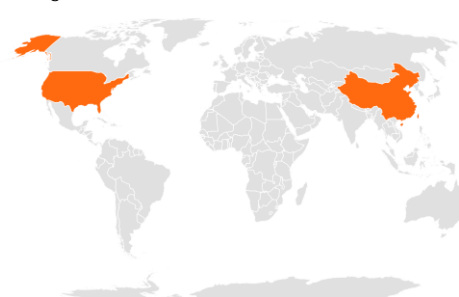
Share value



Historical returns after fees

	Fund	Index
1 month	11,1 %	6,4 %
3 months	6,2 %	0,7 %
6 months	13,4 %	4,7 %
Year-to-date	6,9 %	-3,5 %
1 year	17,2 %	-1,2 %
3 years p.a.	13,5 %	6,7 %
5 years p.a.	3,1 %	1,0 %
10 years p.a.	8,2 %	6,3 %

Registered domiciles



Powered by Bing

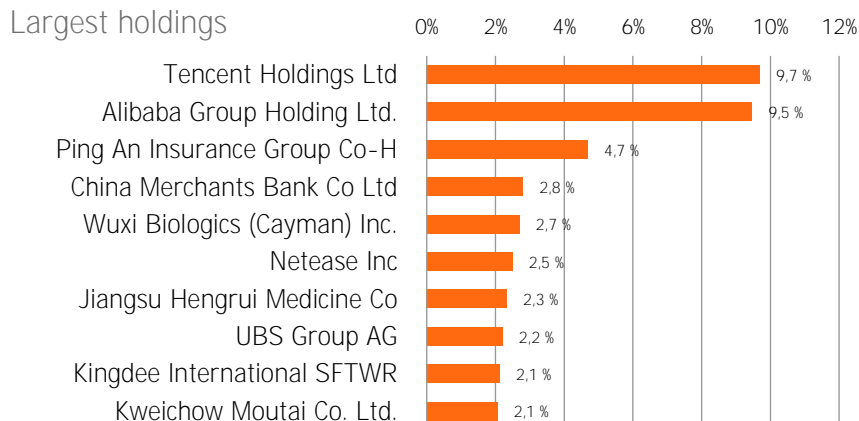
Sectors

Communication Services	14,6 %
Consumer Discretionary	16,7 %
Consumer Staples	7,6 %
Energy	1,0 %
Financials	12,7 %
Health Care	15,4 %
Industrials	7,5 %
Information Technology	17,3 %
Materials	1,2 %
Real Estate	3,4 %
Utilities	2,5 %

Largest regions

China	73,1 %
Hong Kong	23,5 %
United States	2,5 %
Taiwan	0,6 %

Largest holdings





Investment policy

OP-China is an equity fund which mainly invests its assets in the Chinese, Hong Kong and Taiwanese equity markets. Its investments are mainly made in local currencies, which is why the fund involves a major exchange rate risk. The Fund's investments are mainly based on direct equity investments. In its investment operations, the Fund may use derivative instruments in order to hedge against the risk of adverse market movements and exchange rate changes, to replace direct investments and to promote otherwise effective portfolio management. The Fund's market exposure may vary in such a way that the Fund invests a minimum of 75% and a maximum of 100% of its value in equity markets. The equity exposure typically varies between 90 and 100%. The Fund invests its assets broadly among various companies. The Fund typically invests its assets in equities of around 40–60 companies but this number may vary depending on the investment manager's view.



Portfolio manager

JP Morgan Investment



Responsibility

Responsible investing

The fund follows [OP Asset Management's principles for responsible investment](#). The consideration of responsibility in the investment analysis and decision making provides additional information in addition to the traditional financial and market information. The significant aspects of responsibility can in the long run affect the financial success of the investment objects and thus the return.

Exclusion

The fund excludes from its active, direct investments manufacturers of controversial weapons, mining companies that produce coal, electricity companies that use charcoal and companies that have violated international standards, and which have not been susceptible to impact. [The list of excluded investment items](#) is public.

Active ownership

OP's funds participate in domestic and foreign general meetings in accordance with [OP Fund Management Co's Ownership Policy](#), which takes responsibility into account. All in all, OP's funds participate annually in more than one thousand general meetings. OP Funds utilize the Annual General Meetings Institutional Shareholder Services Annual General Meeting analysis.

Violation of international standards

International standards, such as the UN Global Compact, set the minimum level of responsible business operations. OP Asset Management affects through OP funds that make active, direct investments such companies that are considered to have violated international standards. The goal is to get companies that have violated the standards to change their business and start to comply with the international standards in their business. We use the company Sustainalytics as a service provider to identify violations of international standards.

Thematic impact

OP Asset Management also affects companies through various themes of responsibility, such as issues related to climate change.

Read more about the OP Funds' practical ownership influence in [the overview of responsible investment](#) that is published twice a year.



ESG analysis

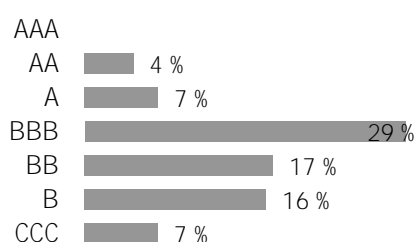
ESG-rating

BB

Total ESG score	4,1
Environment (E)	5,2
Social (S)	4,4
Governance (G)	4,4

The ESG score indicates how well the portfolio's target companies take into account risks and opportunities related to the environment, social aspects and good governance in relation to their industry. The score scale is 0-10. After that, the score is divided into 7 classes. The higher the score, the better the portfolio companies have prepared for the risks and opportunities associated with ESG.

Companies' ESG classification



Carbon intensity

34,4

greenhouse gas emissions in

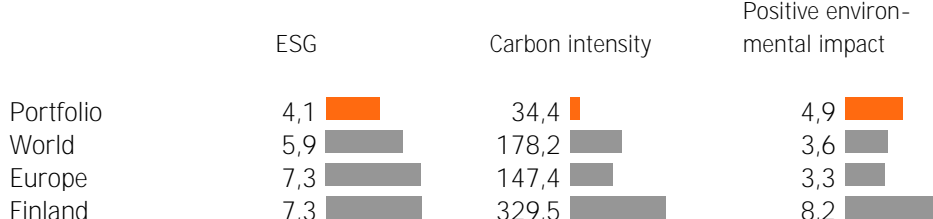
tonnes / turnover (\$M)

Coverage

77,4 %

The portfolio's carbon intensity is the weighted average of the portfolio companies' carbon dioxide intensity. The carbon footprint takes into account companies' greenhouse gas emissions in tonnes at level 1 and level 2 in relation to the company's turnover (million dollars).

The portfolio's ESG analysis in relation to reference portfolios



Positive environmental impact

4,9 %

Renewable energy

0,9 %

Energy efficiency

3,0 %

Environmentally friendly

1,0 %

construction

Sustainable use of water

0,0 %

resources

Prevention of pollution

0,0 %

The portfolio's positive environmental impact examines how the portfolio companies' products and services have an impact on the environment. The number describes the proportion of products and services with a positive environmental impact on portfolio companies' turnover.

AAA = excellent, AA = very good, A = good, BBB = average, BB = satisfied, B = weak, CCC = very weak

The purpose of the monthly report is to provide its readers with information on the funds and their performance. Information provided in the report is no investment advice and no investment decisions should be made based on such information. The Key Investor Information Document for investors and the fund prospectus as well as the fund's annual report and half-yearly report are the documents that investors should read before making any subscription for fund units. Information in this document is not complete and it is updated on a monthly basis. The information in the report is the latest information on the funds at the time of preparing the report. Copying and distributing the information in the report is prohibited. Changes in the report will not be informed separately. OP Fund Management Company Ltd has compiled and provided the information presented in the report. OP Fund Management Company Ltd does not guarantee that the information presented in the report is correct, perfect or up to date or is not liable for any direct or indirect costs, damage or losses that use of the information presented in this material may cause. The star rating in this report is produced by Morningstar and it is updated every month. The historical performance of the funds is no guarantee of future performance. The values of fund units may vary considerably due to the composition of their investments and the methods used in their management. The fund prospectus describes in greater detail the risks associated with the fund. Fund publications regarding the funds are available at op.fi and OP's branches.