

## Basic information

Fund category  
Long-term fixed income funds

Morningstar category **★★★**  
EUR Government Bond

Share class  
OP-Bond Yield A (Acc.)

ISIN  
FI4000019088

Benchmark index  
Barclays EuroAgg Treasury TR Index  
Value Unhedged

Start date 1.12.2010  
Fund type UCITS  
Share value 143,17 EUR  
Fund size 511,9 MEUR  
Ongoing costs 0,55 %

### Fees

Subscription fee 0,00 %  
Redemption fee 0,25 %  
Management fee 0,55 %  
Performance fee no  
Owner-customer benefits for a private customer:  
- accumulates OP bonus  
- subscriptions and redemptions without fees

Risk measures, 3y	Fund	Index
Alfa	0,0	
Beta	1,0	
Information ratio	-1,1	
Sharpe ratio	1,0	-0,2
Aktive risk	0,6	
Volatility	3,9	3,9
Effective duration	8,0	8,7

### Risk level

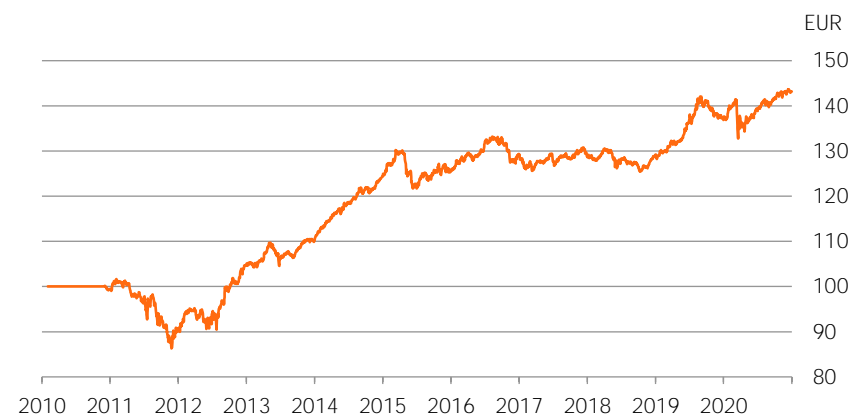
Higher risk

7
6
5
4
<b>3</b>
2
1

Lower risk

## Portfolio

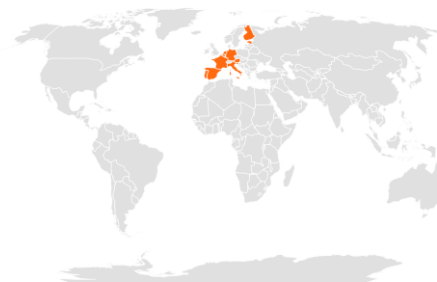
### Share value



### Historical returns after fees

	Fund	Index
1 month	0,1 %	0,2 %
3 months	1,2 %	1,2 %
6 months	2,8 %	2,9 %
Year-to-date	4,6 %	5,0 %
1 year	4,6 %	5,0 %
3 years p.a.	3,5 %	4,2 %
5 years p.a.	2,7 %	3,2 %
10 years p.a.	3,7 %	4,7 %

### Registered domiciles



Powered by Bing

### Fixed income investments

Government bonds	92,6 %
Corporate bonds	
Investment grade	
High yield	
Emerging market debt	
Inflation linked bonds	
Convertible bonds	
Fixed income derivatives	
Money market	
Cash and others	7,4 %

### Largest regions

Italy	23,2 %
Spain	17,0 %
Germany	14,5 %
France	10,6 %
Belgium	6,2 %
Netherlands	6,0 %
Portugal	4,6 %
Slovenia	3,6 %
Austria	2,7 %
Finland	2,0 %

### Largest holdings

Government of Italy	23,2 %
Government of Spain	17,0 %
Government of Germany	14,5 %
Government of Belgium	6,2 %
Government of The Netherlands	6,0 %
Government of France	5,9 %
Government of Portugal	4,6 %
Government of Slovenia	3,6 %
Government of Austria	2,7 %
Government of Finland	2,0 %



## Investment policy

OP-Bond Yield Fund is a long-term fixed income fund investing its assets primarily in such bonds issued by euro area governments whose credit rating is at least Moody's Baa3 or S&P BBB-. The proportion of these investments may vary between 75–100% of the fund's NAV. The fund's investments are primarily made through direct bond investments. The fund may use derivatives instruments in its investment activities to hedge against market fluctuations, to replace direct investments and to otherwise promote efficient portfolio management. Primarily derivatives are used in interest rate risk management. The fund may also invest its assets in derivative contracts intended for the transfer of credit risk. The fund's investments in other currencies than euro are hedged for currency risk as fully as possible. The modified duration of the fund, a measure of its interest rate sensitivity, is typically 5–8. This indicates the negative impact on the value of the fund in terms of percentages, if the interest rate level rises by one percentage point. As the level of interest rates decreases, the value of the fund increases accordingly. The portfolio manager makes investment decisions based his prevailing view on the market. Key issues in the context of the fund's investment decisions include adjustments of the interest rate risk and interest rate risk distribution as well as weighting of different countries.



## Portfolio manager

Lauri Laaksonen

## Responsibility

### Responsible investing

The fund follows [OP Asset Management's principles for responsible investment](#). The consideration of responsibility in the investment analysis and decision making provides additional information in addition to the traditional financial and market information. The significant aspects of responsibility can in the long run affect the financial success of the investment objects and thus the return.

### Exclusion

The fund excludes from its active, direct investments manufacturers of controversial weapons, mining companies that produce coal, electricity companies that use charcoal and companies that have violated international standards, and which have not been susceptible to impact. [The list of excluded investment items](#) is public.

### Active ownership

OP's funds participate in domestic and foreign general meetings in accordance with [OP Fund Management Co's Ownership Policy](#), which takes responsibility into account. All in all, OP's funds participate annually in more than one thousand general meetings. OP Funds utilize the Annual General Meetings Institutional Shareholder Services Annual General Meeting analysis.

### Violation of international standards

International standards, such as the UN Global Compact, set the minimum level of responsible business operations. OP Asset Management affects through OP funds that make active, direct investments such companies that are considered to have violated international standards. The goal is to get companies that have violated the standards to change their business and start to comply with the international standards in their business. We use the company Sustainalytics as a service provider to identify violations of international standards.

### Thematic impact

OP Asset Management also affects companies through various themes of responsibility, such as issues related to climate change.

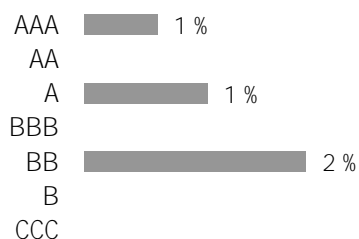
Read more about the OP Funds' practical ownership influence in [the overview of responsible investment](#) that is published twice a year.

## ESG analysis

ESG-rating	<b>BBB</b>
Total ESG score	5,2
Environment (E)	4,0
Social (S)	5,1
Governance (G)	4,2

The ESG score indicates how well the portfolio's target companies take into account risks and opportunities related to the environment, social aspects and good governance in relation to their industry. The score scale is 0-10. After that, the score is divided into 7 classes. The higher the score, the better the portfolio companies have prepared for the risks and opportunities associated with ESG.

### Companies' ESG classification



Carbon intensity greenhouse gas emissions in tonnes / turnover (\$M)	3,9	Green revenues	-
Coverage	3,7 %	Renewable energy	-
		Energy efficiency	-
		Environmentally friendly construction	-
		Sustainable use of water resources	-
		Prevention of pollution	-

The portfolio's carbon intensity is the weighted average of the portfolio companies' carbon dioxide intensity. The carbon footprint takes into account companies' greenhouse gas emissions in tonnes at level 1 and level 2 in relation to the company's turnover (million dollars).

The portfolio's green revenues examines how the portfolio companies' products and services have an impact on the environment. The number describes the proportion of products and services with a positive environmental impact on portfolio companies' turnover.

### The portfolio's ESG analysis in relation to reference portfolios

	ESG	Carbon intensity	Green revenues
Portfolio	5,2	3,9	-
World	6,0	154,5	4,8
Europe	7,4	146,0	4,1
Finland	7,5	266,5	8,7

AAA = excellent, AA = very good, A = good, BBB = average, BB = satisfied, B = weak, CCC = very weak

The purpose of the monthly report is to provide its readers with information on the funds and their performance. Information provided in the report is no investment advice and no investment decisions should be made based on such information. The Key Investor Information Document for investors and the fund prospectus as well as the fund's annual report and half-yearly report are the documents that investors should read before making any subscription for fund units. Information in this document is not complete and it is updated on a monthly basis. The information in the report is the latest information on the funds at the time of preparing the report. Copying and distributing the information in the report is prohibited. Changes in the report will not be informed separately. OP Fund Management Company Ltd has compiled and provided the information presented in the report. OP Fund Management Company Ltd does not guarantee that the information presented in the report is correct, perfect or up to date or is not liable for any direct or indirect costs, damage or losses that use of the information presented in this material may cause. The star rating in this report is produced by Morningstar and it is updated every month. The historical performance of the funds is no guarantee of future performance. The values of fund units may vary considerably due to the composition of their investments and the methods used in their management. The fund prospectus describes in greater detail the risks associated with the fund. Fund publications regarding the funds are available at [op.fi](http://op.fi) and OP's branches.