

31.12.2022

## Basic information

Fund category  
Index funds

Morningstar category **★★★★**  
Nordic Equity

Share class  
OP-Nordic Countries Index A (Acc.)

ISIN  
FI4000027974

Benchmark index  
MSCI Nordics ESG Universal Net EUR

Start date 29.9.2011  
Fund type UCITS  
Share value 306.85 EUR  
Fund size 844.2 MEUR  
Ongoing costs 0.39 %

### Fees

Subscription fee 0.00 %  
Redemption fee 0.00 %  
Management fee 0.39 %  
Performance fee no

Owner-customer benefits for a private customer:  
- accumulates OP bonus

Risk measures, 3y

	Fund	Index
Alfa	0.4	
Beta	1.0	
Information ratio	0.7	
Sharpe ratio	0.4	0.0
Active risk	0.5	
Volatility	22.1	22.1
Active Share	2	

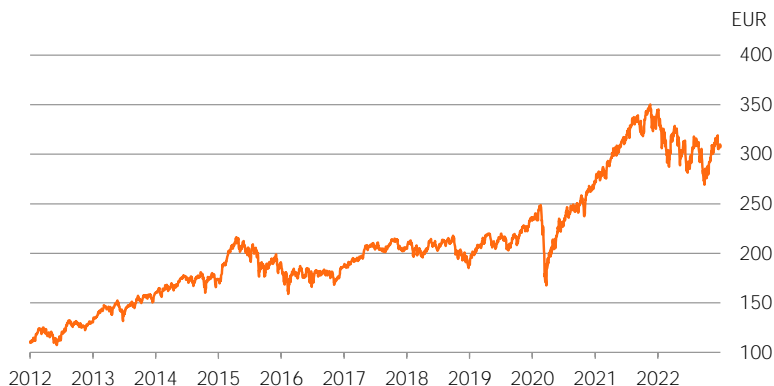
Risk level  
Higher risk



Lower risk

## Portfolio

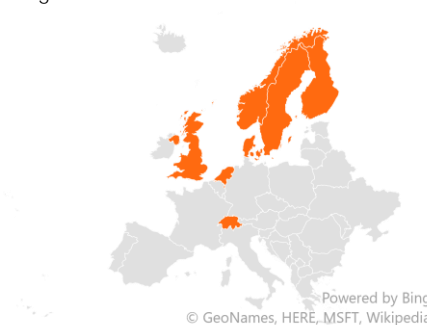
### Share value



### Historical returns after fees

	Fund	Index
1 month	-1.4 %	-1.3 %
3 months	12.1 %	12.2 %
6 months	7.4 %	7.6 %
Year-to-date	-10.8 %	-11.1 %
1 year	-10.8 %	-11.1 %
3 years p.a.	9.6 %	9.3 %
5 years p.a.	8.5 %	8.0 %
10 years p.a.	8.9 %	8.6 %

### Registered domiciles



### Sectors

Communication Services	2.7 %
Consumer Discretionary	2.8 %
Consumer Staples	7.0 %
Energy	5.6 %
Financials	17.9 %
Health Care	24.6 %
Industrials	27.8 %
Information Technology	4.1 %
Materials	7.0 %
Real Estate	0.1 %
Utilities	2.0 %

### Largest regions

Denmark	37.9 %
Sweden	37.1 %
Finland	16.2 %
Norway	9.6 %
Netherlands	0.6 %
United Kingdom	0.1 %
Switzerland	0.1 %

### Largest holdings

Novo-Nordisk	19.3 %
Atlas Copco Ab	4.7 %
Nordea Bank Abp	3.5 %
Statoil ASA	3.3 %
VOLVO AB	3.0 %
DSV, De Sammensluttede...	2.8 %
Vestas Wind Systems AS	2.8 %
Genmab A/S	2.7 %
Nokia Oyj	2.4 %
Sampo Oyj	2.4 %



## Investment policy

OP-Nordic Countries Index Fund is a passive index fund whose assets are invested in accordance with the MSCI Nordic Countries ESG Universal Net Index in equities of largest listed companies in Sweden, Denmark, Finland and Norway. This means that the assets of the fund are distributed in the countries and companies constituting the benchmark index in the same proportions as in the benchmark index. Since the fund strives to replicate the performance of the benchmark index as closely as possible, it will only maintain a small cash position to pay for redemptions. In order to reduce securities transactions resulting from redemptions and subscriptions, the fund may use derivatives instruments in its portfolio management to a limited extent. Since the assets of the fund are invested in equities of the largest companies by market capitalisation, its investments may be concentrated significantly in certain sectors, such as industrials, financials and technology. Changes are made in the portfolio of the fund primarily only in connection with the annual index revisions, which is why the trading expenses of the fund are relatively low.

The Fund promotes environmental and social characteristics and, to ensure it, uses environmental, social and governance (ESG) analysis and excludes certain investments. For more information about the ESG methods used, see the fund prospectus. The “do no significant harm” principle applies only to those investments underlying the fund that take into account the EU criteria for environmentally sustainable economic activities. The investments underlying the remaining portion of this fund do not take into account the EU criteria for environmentally sustainable economic activities.



## Portfolio manager

OP Asset Management Ltd



## Responsibility

### Responsible investing

The fund complies with [OP Asset Management's principles for responsible investment](#) where applicable.

### Active ownership

OP's funds participate in domestic and foreign general meetings in accordance with [OP Fund Management Co's Ownership Policy](#), which takes responsibility into account. All in all, OP's funds participate annually in more than one thousand general meetings. OP Funds utilize the Annual General Meetings Institutional Shareholder Services Annual General Meeting analysis.

### Thematic impact

OP Asset Management also affects companies through various themes of responsibility, such as issues related to climate change.

Read more about the OP Funds' practical ownership influence in the [overview of responsible investment](#) that is published twice a year.



## ESG-analysis

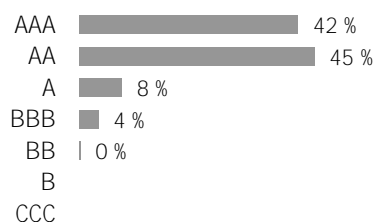
ESG-rating	AA	Carbon intensity	61.7	Green revenues	7.0 %
Total ESG score	8.5	greenhouse gas emissions in tonnes / turnover (\$M)		Renewable energy	4.4 %
Environment (E)	6.4	Coverage	100.0 %	Energy efficiency	0.8 %
Social (S)	5.5			Environmentally friendly construction	0.0 %
Governance (G)	6.6			Sustainable use of water resources	0.1 %
				Prevention of pollution	0.1 %

The ESG score indicates how well the portfolio's target companies take into account risks and opportunities related to the environment, social aspects and good governance in relation to their industry. The score scale is 0-10. After that, the score is divided into 7 classes. The higher the score, the better the portfolio companies have prepared for the risks and opportunities associated with ESG.

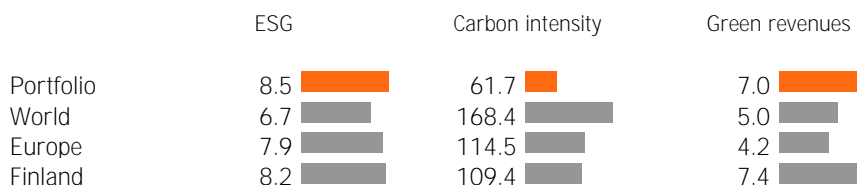
The portfolio's carbon intensity is the weighted average of the portfolio companies' carbon dioxide intensity. The carbon footprint takes into account companies' greenhouse gas emissions in tonnes at level 1 and level 2 in relation to the company's turnover (million dollars).

The portfolio's green revenues examines how the portfolio companies' products and services have an impact on the environment. The number describes the proportion of products and services with a positive environmental impact on portfolio companies' turnover.

### Companies' ESG classification



### The portfolio's ESG analysis in relation to reference portfolios



AAA = excellent, AA = very good, A = good, BBB = average, BB = satisfied, B = weak, CCC = very weak

The purpose of the monthly report is to provide its readers with information on the funds and their performance. Information provided in the report is no investment advice and no investment decisions should be made based on such information. The Key Investor Information Document for investors and the fund prospectus as well as the fund's annual report and half-yearly report are the documents that investors should read before making any subscription for fund units. Information in this document is not complete and it is updated on a monthly basis. The information in the report is the latest information on the funds at the time of preparing the report. Copying and distributing the information in the report is prohibited. Changes in the report will not be informed separately. OP Fund Management Company Ltd has compiled and provided the information presented in the report. OP Fund Management Company Ltd does not guarantee that the information presented in the report is correct, perfect or up to date or is not liable for any direct or indirect costs, damage or losses that use of the information presented in this material may cause. The star rating in this report is produced by Morningstar and it is updated every month. The historical performance of the funds is no guarantee of future performance. The values of fund units may vary considerably due to the composition of their investments and the methods used in their management. The fund prospectus describes in greater detail the risks associated with the fund. Fund publications regarding the funds are available at [op.fi](http://op.fi) and OP's branches.