

Basic information

Fund category
Index funds

Morningstar category **★★★★**
Global Large-Cap Blend Equity

Share class
OP-World Index II A (Acc.)

ISIN
FI4000261151

Benchmark index
MSCI World ESG Screened Net Return
USD Index

Start date 29.9.2017
SFDR Article 8
Share value 214.93 EUR
Fund size 1,256.0 MEUR
Ongoing costs 0.21 %
Minimum subscription 100,000 €

Fees

Subscription fee	0.00 %
Redemption fee	0.00 %
Management fee	0.20 %
Performance fee	no

Risk measures, 3y

	Fund	Index
Alfa	-0.1	
Beta	1.0	
Information ratio	-0.1	
Sharpe ratio	0.7	0.0
Active risk	0.7	
Volatility	13.2	13.1
Active Share	1	

Risk level

Higher risk

7
6
5
4
3
2
1

Lower risk

Portfolio

Share value

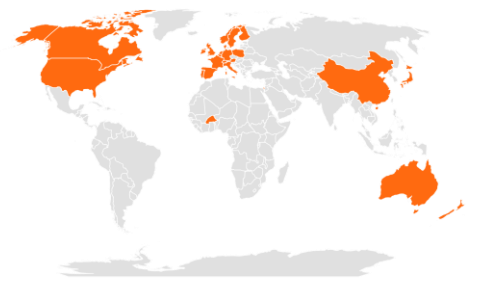


Historical returns after fees

	Fund	Index
1 month	3.8 %	3.8 %
3 months	3.7 %	3.7 %
6 months	15.8 %	15.9 %
Year-to-date	15.8 %	15.9 %
1 year	23.5 %	23.7 %
3 years p.a.	11.0 %	10.9 %
5 years p.a.	13.3 %	13.3 %
10 years p.a.	-	-

The return calculation includes dividends.

Registered domiciles



Powered by Bing

Sectors

Communication Services	8.1 %
Consumer Discretionary	11.4 %
Consumer Staples	3.7 %
Energy	2.9 %
Financials	16.4 %
Health Care	12.7 %
Industrials	9.6 %
Information Technology	28.5 %
Materials	3.2 %
Real Estate	2.0 %
Utilities	1.6 %

Largest regions

United States	72.1 %
Japan	5.9 %
United Kingdom	3.4 %
Canada	2.7 %
France	2.7 %
Germany	2.2 %
Switzerland	2.1 %
Netherlands	1.9 %
Australia	1.7 %
Denmark	1.1 %
Sweden	0.9 %

Largest holdings

Microsoft Corporation	5.2 %
Nvidia Corporation	5.1 %
Apple Inc.	5.1 %
Alphabet Inc.	3.3 %
Amazon.com Inc.	2.9 %
Meta Platforms Inc	1.8 %
Eli Lilly and Company	1.2 %
Broadcom Inc	1.1 %
JPMorgan Chase & Co	0.9 %
Tesla Motors Inc	0.9 %



Investment policy

OP-World Index is a passive index fund that invests assets according to the MSCI World ESG Screened Net Index in large listed companies diversified on a global basis. This means that the fund's investments are split between the countries and businesses of the benchmark index in the same proportion as in the index. Since the fund aims to generate the same returns as the benchmark index, it only keeps a small portion in cash for the purposes of redemptions. In order to lower its trading needs arising from redemptions and subscriptions, the fund may to a limited extent use derivative instruments in portfolio management. Since the fund's assets are invested in large-cap stocks, its investments can be highly concentrated on certain sectors, such as finance and industry. The Fund's trading costs are relatively low as changes to the portfolio are basically only made in conjunction with index adjustments.

The Fund promotes environmental and social characteristics by considering investments' ESG factors as part of the investment process and through the exclusion of certain investment options. For more information about the ESG methods used, see the fund prospectus. The principle of 'do no significant harm' is only applied to those investments included in the fund which integrate the EU's criteria for environmentally sustainable economic activities. The EU's criteria for environmentally sustainable economic activities are not integrated in terms of other investments included in this fund.



Portfolio manager

Tero Halme

Responsibility

Responsible investing

The fund complies with [OP Asset Management's principles for responsible investment](#) where applicable.

Active ownership

OP's funds participate in domestic and foreign general meetings in accordance with [OP Fund Management Co's Ownership Policy](#), which takes responsibility into account. All in all, OP's funds participate annually in more than one thousand general meetings. OP Funds utilize the Annual General Meetings Institutional Shareholder Services Annual General Meeting analysis.

Thematic impact

OP Asset Management also affects companies through various themes of responsibility, such as issues related to climate change.

Read more about the OP Funds' practical ownership influence in the [overview of responsible investment](#) that is published twice a year.

ESG-analysis

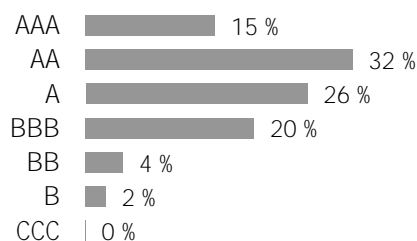
ESG risk level	A	Carbon intensity	70.4	Green revenues	6.9 %
Total ESG score	6.9	greenhouse gas emissions in tonnes / turnover (\$M)		Renewable energy	0.6 %
Environment (E)	6.9	Coverage	100.0 %	Energy efficiency	5.6 %
Social (S)	5.2			Environmentally friendly construction	0.3 %
Governance (G)	5.7			Sustainable use of water resources	0.1 %
				Prevention of pollution	0.2 %

The ESG risk level indicates how well the companies included in the portfolio take account of the risks and opportunities related to environmental concerns, social concerns and corporate governance concerns relative to their sector. The companies are scored from 0 to 10 and then divided into seven ESG risk-level categories (AAA-CCC). The higher the score, the better the company included in the portfolio has prepared for ESG risks and opportunities.

The portfolio's carbon intensity is the weighted average of the portfolio companies' carbon dioxide intensity. The carbon footprint takes into account companies' greenhouse gas emissions in tonnes at level 1 and level 2 in relation to the company's turnover (million dollars).

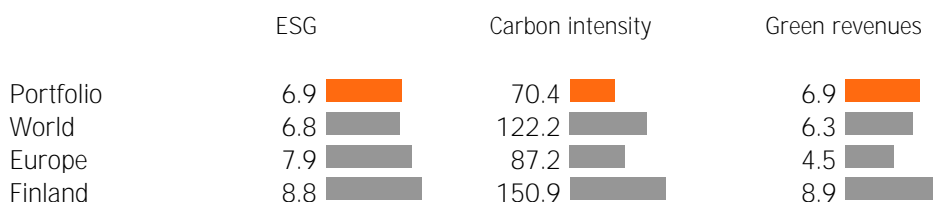
The portfolio's green revenues examines how the portfolio companies' products and services have an impact on the environment. The number describes the proportion of products and services with a positive environmental impact on portfolio companies' turnover.

Distribution of companies' ESG risk levels



Source: MSCI ESG Research

The portfolio's ESG analysis in relation to reference portfolios



The purpose of the monthly report is to provide its readers with information on the funds and their performance. Information provided in the report is no investment advice and no investment decisions should be made based on such information. The Key Investor Information Document for investors and the fund prospectus as well as the fund's annual report and half-yearly report are the documents that investors should read before making any subscription for fund units. Information in this document is not complete and it is updated on a monthly basis. The information in the report is the latest information on the funds at the time of preparing the report. Copying and distributing the information in the report is prohibited. Changes in the report will not be informed separately. OP Fund Management Company Ltd has compiled and provided the information presented in the report. OP Fund Management Company Ltd does not guarantee that the information presented in the report is correct, perfect or up to date or is not liable for any direct or indirect costs, damage or losses that use of the information presented in this material may cause. The star rating in this report is produced by Morningstar and it is updated every month. The historical performance of the funds is no guarantee of future performance. The values of fund units may vary considerably due to the composition of their investments and the methods used in their management. The fund prospectus describes in greater detail the risks associated with the fund. Fund publications regarding the funds are available at op.fi and OP's branches.