

Basic information

Fund category
Index funds

Morningstar category **★★★**
Finland Equity

Share class
OP-Finland Index II A (Acc.)

ISIN
FI4000315726

Benchmark index
OMX Helsinki Benchmark CAP_GI

Start date 15.6.2018
SFDR Article 6
Share value 129.84 EUR
Fund size 359.9 MEUR
Ongoing costs 0.20 %
Minimum subscription 100,000 €

Fees

Subscription fee	0.00 %
Redemption fee	0.00 %
Management fee	0.20 %
Performance fee	no

Risk measures, 3y	Fund	Index
Alfa	-0.4	
Beta	1.0	
Information ratio	-0.7	
Sharpe ratio	-0.2	0.0
Active risk	0.6	
Volatility	16.3	16.4
Active Share	0	

Risk level

7
6
5
4
3
2
1

Higher risk

Lower risk

Portfolio

Share value

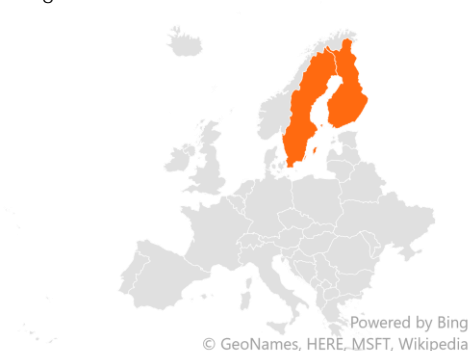


Historical returns after fees

	Fund	Index
1 month	-2.8 %	-2.9 %
3 months	4.3 %	4.4 %
6 months	4.8 %	4.9 %
Year-to-date	4.8 %	4.9 %
1 year	8.1 %	8.4 %
3 years p.a.	-2.1 %	-1.9 %
5 years p.a.	5.9 %	6.1 %
10 years p.a.	-	-

The return calculation includes dividends.

Registered domiciles



Sectors

Communication Services	4.8 %
Consumer Discretionary	3.8 %
Consumer Staples	5.1 %
Energy	4.0 %
Financials	20.1 %
Health Care	4.5 %
Industrials	21.0 %
Information Technology	12.0 %
Materials	19.1 %
Real Estate	1.4 %
Utilities	4.2 %

Largest regions

Finland 100.0 %

Largest holdings

Sampo Oyj	9.4 %
Nokia Oyj	9.2 %
Nordea Bank Abp	9.1 %
UPM-Kymmene Oyj	8.6 %
KONE Oyj	4.6 %
Stora Enso Oyj	4.4 %
Kesko Oyj	4.4 %
Wärtsilä Oyj Abp	4.3 %
Elisa Oyj	4.3 %
Fortum Oyj	4.2 %



Investment policy

OP-Finland Index Fund is a passive index fund that invests its assets according to the index Nasdaq OMX Helsinki Benchmark Cap. This means that the Fund's investments are split between the companies of the benchmark index in the same proportion as in the index. Since the Fund aims to generate the same returns as the benchmark index, it only keeps a small portion in cash for the purposes of redemptions. In order to lower its trading needs arising from redemptions and subscriptions, the Fund may to a limited extent use derivative instruments in portfolio management. Due to the structure of the Fund, its investments can be highly concentrated on certain sectors, such as industry, finance and technology. The Fund's trading costs are relatively low as changes to the portfolio are basically only made in conjunction with index adjustments.

The investments underlying this fund do not take into account the EU criteria for environmentally sustainable economic activities. However, this fund integrates sustainability risks using the methods specified in the fund prospectus.



Portfolio manager

Tero Halme



Responsibility

Responsible investing

The fund complies with [OP Asset Management's principles for responsible investment](#) where applicable.

Active ownership

OP's funds participate in domestic and foreign general meetings in accordance with [OP Fund Management Co's Ownership Policy](#), which takes responsibility into account. All in all, OP's funds participate annually in more than one thousand general meetings. OP Funds utilize the Annual General Meetings Institutional Shareholder Services Annual General Meeting analysis.

Thematic impact

OP Asset Management also affects companies through various themes of responsibility, such as issues related to climate change.

Read more about the OP Funds' practical ownership influence in the [overview of responsible investment](#) that is published twice a year.



ESG-analysis

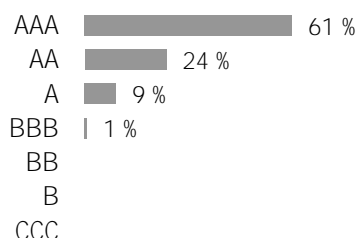
ESG risk level	AAA	Carbon intensity	146.3	Green revenues	9.1 %
Total ESG score	8.9	greenhouse gas emissions in tonnes / turnover (\$M)		Renewable energy	3.1 %
Environment (E)	6.2	Coverage	98.7 %	Energy efficiency	1.2 %
Social (S)	5.6			Environmentally friendly construction	0.2 %
Governance (G)	7.4			Sustainable use of water resources	0.4 %
				Prevention of pollution	0.4 %

The ESG risk level indicates how well the companies included in the portfolio take account of the risks and opportunities related to environmental concerns, social concerns and corporate governance concerns relative to their sector. The companies are scored from 0 to 10 and then divided into seven ESG risk-level categories (AAA-CCC). The higher the score, the better the company included in the portfolio has prepared for ESG risks and opportunities.

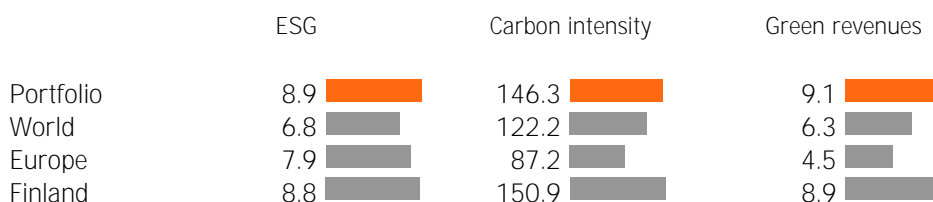
The portfolio's carbon intensity is the weighted average of the portfolio companies' carbon dioxide intensity. The carbon footprint takes into account companies' greenhouse gas emissions in tonnes at level 1 and level 2 in relation to the company's turnover (million dollars).

The portfolio's green revenues examines how the portfolio companies' products and services have an impact on the environment. The number describes the proportion of products and services with a positive environmental impact on portfolio companies' turnover.

Distribution of companies' ESG risk levels



The portfolio's ESG analysis in relation to reference portfolios



Source: MSCI ESG Research

The purpose of the monthly report is to provide its readers with information on the funds and their performance. Information provided in the report is no investment advice and no investment decisions should be made based on such information. The Key Investor Information Document for investors and the fund prospectus as well as the fund's annual report and half-yearly report are the documents that investors should read before making any subscription for fund units. Information in this document is not complete and it is updated on a monthly basis. The information in the report is the latest information on the funds at the time of preparing the report. Copying and distributing the information in the report is prohibited. Changes in the report will not be informed separately. OP Fund Management Company Ltd has compiled and provided the information presented in the report. OP Fund Management Company Ltd does not guarantee that the information presented in the report is correct, perfect or up to date or is not liable for any direct or indirect costs, damage or losses that use of the information presented in this material may cause. The star rating in this report is produced by Morningstar and it is updated every month. The historical performance of the funds is no guarantee of future performance. The values of fund units may vary considerably due to the composition of their investments and the methods used in their management. The fund prospectus describes in greater detail the risks associated with the fund. Fund publications regarding the funds are available at op.fi and OP's branches.