

Basic information

Fund category
Balanced funds

Morningstar category **★★★★**
EUR Moderate Allocation - Global

Share class
OP-Target 3 A (Acc.)

ISIN
FI4000410949

Benchmark index
composite benchmark, see the fund
prospectus for details

Start date	25.5.2020
SFDR Article	8
Share value	131,14 EUR
Fund size	3,3 MEUR
Ongoing costs	0,95 %

Fees	
Subscription fee	0,00 %
Redemption fee	0,00 %
Management fee	0,79 %
Performance fee	no

Owner-customer benefits for a private customer:

- accumulates OP bonus
- subscriptions and redemptions without fees

Risk measures, 3y	Fund	Index
Alfa	-1,3	
Beta	0,9	
Information ratio	-0,8	
Sharpe ratio	0,2	-0,2
Active risk	-	
Volatility	7,7	8,6

Risk level
Higher risk



Lower risk

Portfolio

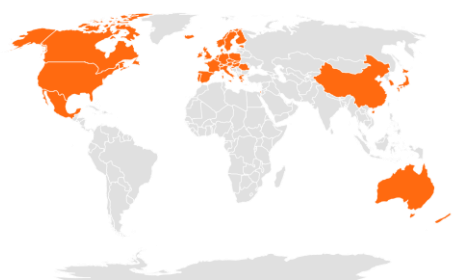
Share value



Historical returns after fees

	Fund	Index
1 month	0,7 %	1,1 %
3 months	2,7 %	2,7 %
6 months	4,2 %	4,7 %
Year-to-date	9,2 %	11,4 %
1 year	13,4 %	18,3 %
3 years p.a.	3,6 %	5,3 %
5 years p.a.	-	-
10 years p.a.	-	-

Registered domiciles



Powered by Bing

Allocation

Equities	59,0 %
Fixed Income	37,0 %
Real Estate	
Other	
Cash	4,0 %
Loans	

Largest regions

United States	34,1 %
France	15,7 %
Germany	9,3 %
Spain	5,6 %
Japan	4,5 %
Netherlands	4,2 %
Singapore	3,4 %
Switzerland	3,4 %
Canada	2,8 %

Largest holdings

Microsoft Corporation	1,9 %
Nvidia Corporation	1,8 %
Banque Federative DU Credit...	1,4 %
BPCE SA	1,3 %
BNP Paribas SA (Hong Kong...)	1,3 %
Credit Agricole SA	1,3 %
Banco Santander, S.A.	1,2 %
ING Groep N.V.	1,2 %
Alphabet Inc.	1,2 %
Danone SA	1,0 %



Investment policy

OP-Target 3 is an actively managed balanced fund which mainly invests its assets in global stock and fixed income markets. The Fund may also invest in the units of other mutual funds. The Fund's investment policy regarding stock and fixed income investments is determined by a preset range of volatility (risk level). The historical volatility of the Fund's investments is continuously monitored. Changes in volatility may lead to changes in the Fund's investment allocation between stocks and fixed income investments. This Fund's target volatility range is 5–12%. The Fund may use derivative instruments to hedge against market movements, to replace direct investments and to otherwise promote effective portfolio management. Derivatives are typically used to manage equity and interest rate risks. The Fund's fixed income investments mainly focus on fixed income instruments issued by public-sector entities and companies with high credit ratings based in Europe and the OECD countries.

The Fund promotes environmental and social characteristics by considering investments' ESG factors as part of the investment process and through the exclusion of certain investment options. For more information about the ESG methods used, see the fund prospectus. The principle of 'do no significant harm' is only applied to those investments included in the fund which integrate the EU's criteria for environmentally sustainable economic activities. The EU's criteria for environmentally sustainable economic activities are not integrated in terms of other investments included in this fund.



Portfolio manager

OP Asset Management Ltd

Responsibility

Responsible investing

The fund complies with **OP Asset Management's principles for responsible investment** where applicable.

ESG analysis

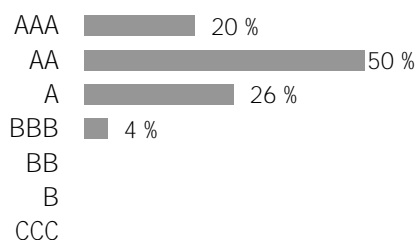
ESG risk level	AA	Carbon intensity	82,6	Green revenues	6,2 %
		greenhouse gas emissions in			
Total ESG score	7,8	tonnes / turnover (\$M)		Renewable energy	0,9 %
Environment (E)	7,1			Energy efficiency	4,4 %
Social (S)	5,4	Coverage	100,0 %	Environmentally friendly construction	0,6 %
Governance (G)	6,2			Sustainable use of water resources	0,1 %
				Prevention of pollution	0,2 %

The ESG risk level indicates how well the companies included in the portfolio take account of the risks and opportunities related to environmental concerns, social concerns and corporate governance concerns relative to their sector. The companies are scored from 0 to 10 and then divided into seven ESG risk-level categories (AAA–CCC). The higher the score, the better the company included in the portfolio has prepared for ESG risks and opportunities.

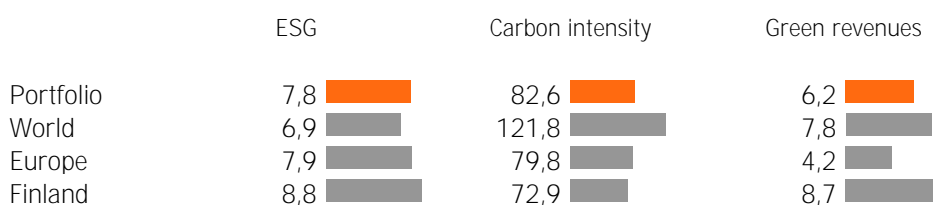
The portfolio's carbon intensity is the weighted average of the portfolio companies' carbon dioxide intensity. The carbon footprint takes into account companies' greenhouse gas emissions in tonnes at level 1 and level 2 in relation to the company's turnover (million dollars).

The portfolio's green revenues examines how the portfolio companies' products and services have an impact on the environment. The number describes the proportion of products and services with a positive environmental impact on portfolio companies' turnover.

Distribution of companies' ESG risk levels



The portfolio's ESG analysis in relation to reference portfolios



Source: MSCI ESG Research

The purpose of the monthly report is to provide its readers with information on the funds and their performance. Information provided in the report is no investment advice and no investment decisions should be made based on such information. The Key Investor Information Document for investors and the fund prospectus as well as the fund's annual report and half-yearly report are the documents that investors should read before making any subscription for fund units. Information in this document is not complete and it is updated on a monthly basis. The information in the report is the latest information on the funds at the time of preparing the report. Copying and distributing the information in the report is prohibited. Changes in the report will not be informed separately. OP Fund Management Company Ltd has compiled and provided the information presented in the report. OP Fund Management Company Ltd does not guarantee that the information presented in the report is correct, perfect or up to date or is not liable for any direct or indirect costs, damage or losses that use of the information presented in this material may cause. The star rating in this report is produced by Morningstar and it is updated every month. The historical performance of the funds is no guarantee of future performance. The values of fund units may vary considerably due to the composition of their investments and the methods used in their management. The fund prospectus describes in greater detail the risks associated with the fund. Fund publications regarding the funds are available at op.fi and OP's branches.